

Transferring Music/Media Files to the HTC Touch Pro™ 6850 and HTC Touch Diamond™ 6950

1. Insert a microSD™ card into the phone.



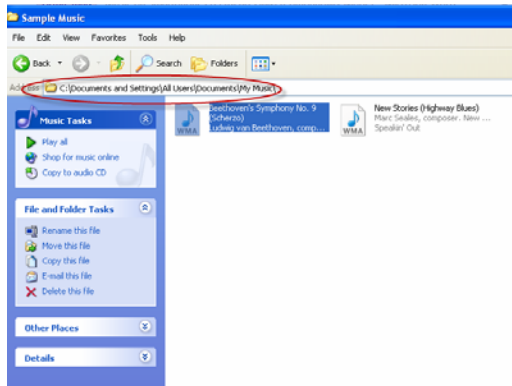
2. Begin by connecting your device to your PC with a standard USB cable.



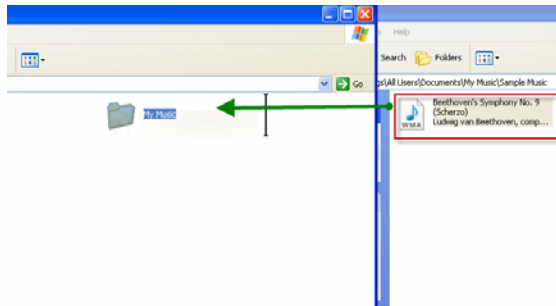
3. When prompted to choose a connection type, select "Disk Drive."



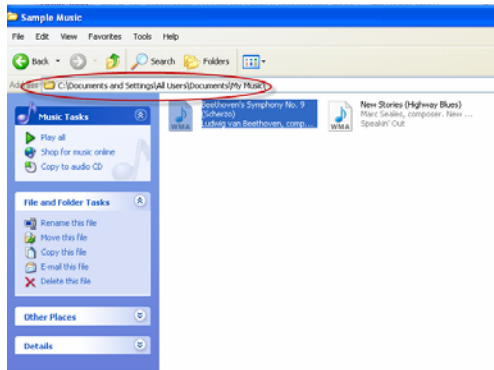
4. On your PC, go to your My Music folder.



5. Drag and drop the files you want onto the removable disk drive.



6. There is no Music folder by default, so for easier file management just create a folder titled "Music" or "My Music."



7. Once you're done transferring files, eject the removable disk and enjoy